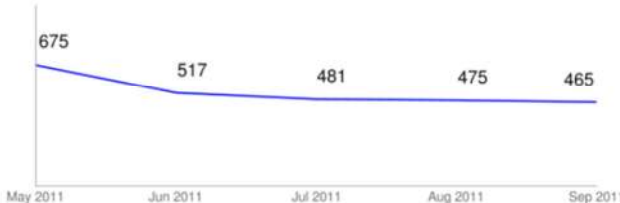

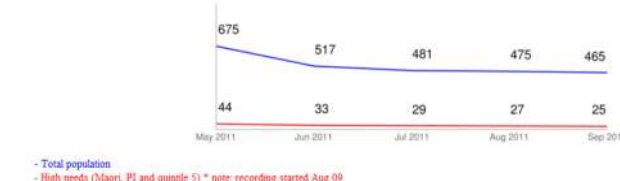



## How do I track our practice monthly progress over time?

Topic	Image	Notes																																							
Graph changes over time – all patients	<p>Changes over time</p>  <p>Select chart: Graph changes over time</p>	<p>Click on the owl icon</p>  <p>and the 3rd tab displays the <b>Statistics &amp; Data</b></p>																																							
Graph changes over time – high needs patients	<p>Changes over time</p>  <p>Select chart: Changes over time with high needs</p>	<p>Use the drop down arrow to select chart</p> <p>High needs sub group = red line</p> <p>Total patients = blue line</p>																																							
Summary of our patient numbers this month compared with last month	<p>Mar 2011 Audit Summary</p>  <p>SUMMARY</p> <table border="1"> <thead> <tr> <th></th><th>Last Month</th><th>This Month</th></tr> </thead> <tbody> <tr> <td>Total registered patients</td><td>8383</td><td>8347</td></tr> <tr> <td>Registered Patients with diabetes</td><td>269</td><td>271</td></tr> <tr> <td>Registered Patients with CVD</td><td>439</td><td>450</td></tr> <tr> <td>Registered High Needs Patients (Maori, PI or Quintile 5)</td><td>1232</td><td>1228</td></tr> <tr> <td>Total patient (requiring action) in each audit category:</td><td></td><td></td></tr> <tr> <td>Capitation management</td><td>207</td><td>115</td></tr> <tr> <td>Programme enrolment (Care Plus and Diabetes Get Checked)</td><td>170</td><td>164</td></tr> <tr> <td>Screening (Ck, smears, Mammography, CVD Risk assessment)</td><td>2808</td><td>2741</td></tr> <tr> <td>Childhood Immunisations and Flu vaccination</td><td>1223</td><td>914</td></tr> <tr> <td>Guideline implementation CVD</td><td>392</td><td>392</td></tr> <tr> <td>Guideline implementation diabetes</td><td>232</td><td>233</td></tr> <tr> <td>Data management (coding the ICD and diabetes, index doc)</td><td>115</td><td>99</td></tr> </tbody> </table>		Last Month	This Month	Total registered patients	8383	8347	Registered Patients with diabetes	269	271	Registered Patients with CVD	439	450	Registered High Needs Patients (Maori, PI or Quintile 5)	1232	1228	Total patient (requiring action) in each audit category:			Capitation management	207	115	Programme enrolment (Care Plus and Diabetes Get Checked)	170	164	Screening (Ck, smears, Mammography, CVD Risk assessment)	2808	2741	Childhood Immunisations and Flu vaccination	1223	914	Guideline implementation CVD	392	392	Guideline implementation diabetes	232	233	Data management (coding the ICD and diabetes, index doc)	115	99	<p>Also you can go to the DRINFO Summary report (Page 2)</p>
	Last Month	This Month																																							
Total registered patients	8383	8347																																							
Registered Patients with diabetes	269	271																																							
Registered Patients with CVD	439	450																																							
Registered High Needs Patients (Maori, PI or Quintile 5)	1232	1228																																							
Total patient (requiring action) in each audit category:																																									
Capitation management	207	115																																							
Programme enrolment (Care Plus and Diabetes Get Checked)	170	164																																							
Screening (Ck, smears, Mammography, CVD Risk assessment)	2808	2741																																							
Childhood Immunisations and Flu vaccination	1223	914																																							
Guideline implementation CVD	392	392																																							
Guideline implementation diabetes	232	233																																							
Data management (coding the ICD and diabetes, index doc)	115	99																																							