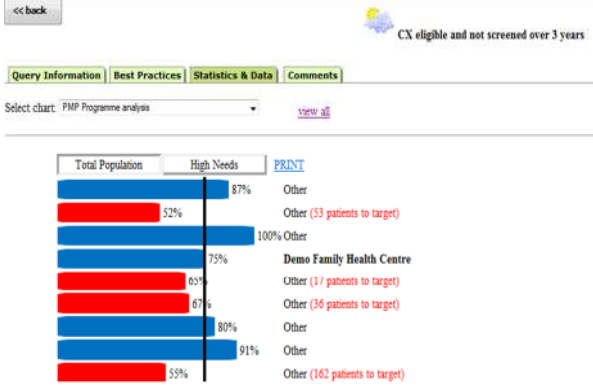


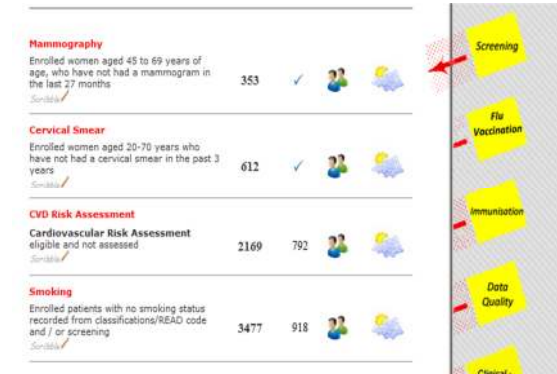

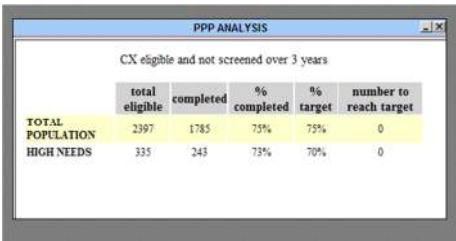



Monitoring progress with DRINFO

How do I monitoring our practice performance against PPP targets?

Topic	Image	Notes
PPP target analysis		<p>Click on the owl icon</p>  <p>and the 3rd tab displays the Statistics & Data</p>
		<p>Go to the SCREENING section of your DRINFO audit report. On this page there is an extra column called 'funded target'</p>
		<p>Click on the tick icon, or the number in the 'funded target' column to open a table</p>
792		<p>Click on the tick icon, or the number in the 'funded target' column to open a table</p>
NB: Difference in %	Denominator in DRINFO excludes patients coded as Decline, Exempt and Non-Responders, so the patient names do not appear on the patient lists.	PPP includes Decline, Exempt and Non-Responders, in denominator.